




GAIL (India) Ltd.

India's **Youngest** Maharatna

Analysts' & Investors' Presentation
Nov'15



Safe Harbor Statement

This presentation has been prepared by GAIL (India) Ltd (Company or GAIL) solely for providing information about the Company.

The information contained in this presentation is only current as of its date. Certain statements made in this presentation may not be based on historical information or facts and may be "forward-looking statements", including those relating to the Company's general business plans and strategy, its future financial condition and growth prospects, and future developments in its industry and its competitive and regulatory environment. Actual results may differ materially from these forward-looking statements due to a number of factors, including future changes or developments in the Company's business, its competitive environment, information technology and political, economic, legal and social conditions in India.

This communication is for general information purposes only, without regard to specific objectives, financial situations and needs of any particular person. Company do not accept any liability whatsoever, direct or indirect, that may arise from the use of the information herein.

The Company may alter, modify or otherwise change in any manner the content of this presentation, without obligation to notify any person of such revision or changes

Table of Contents

1. Introduction
2. Performance Highlights



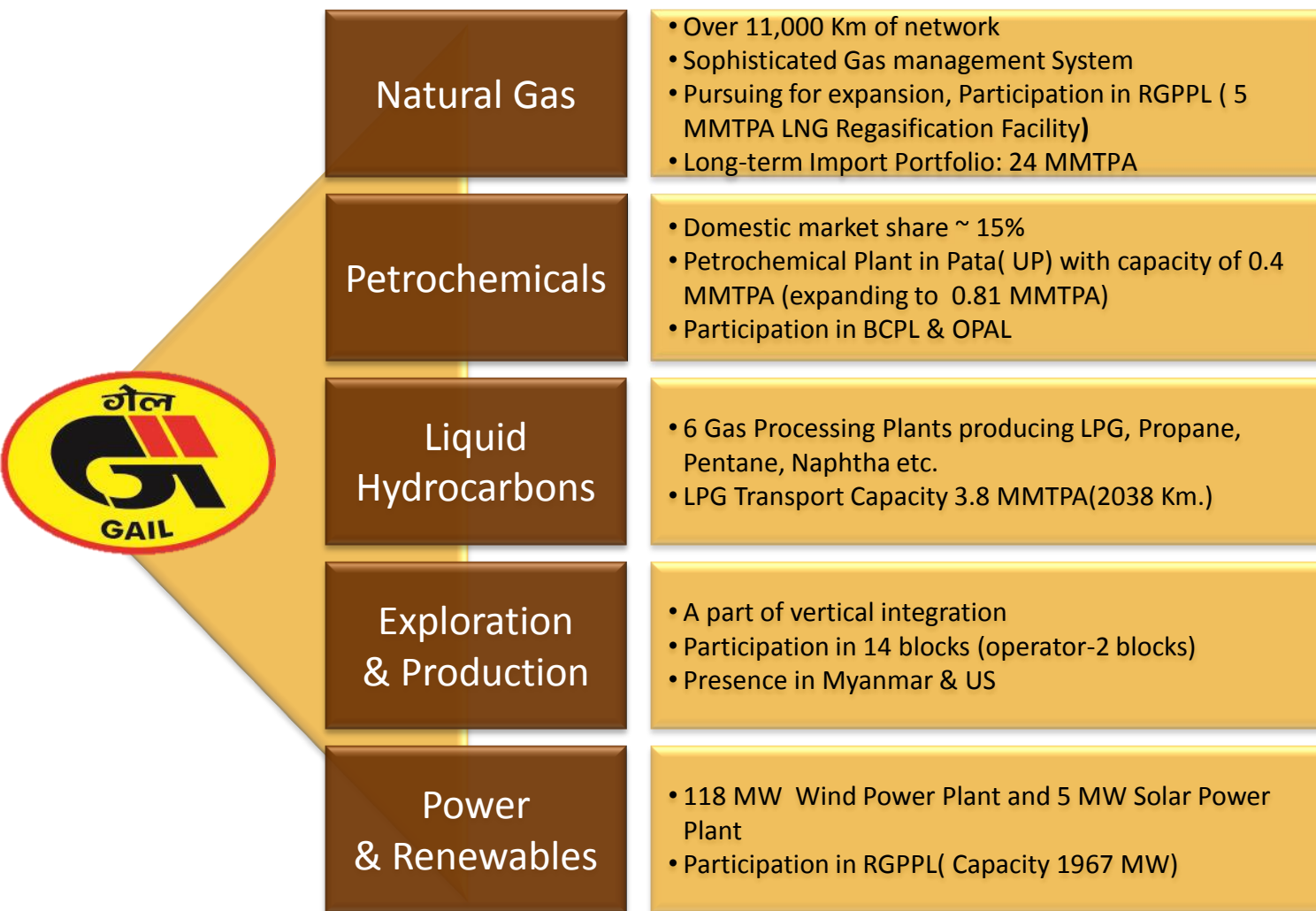


GAIL (India) Ltd.

India's **Youngest** Maharatna

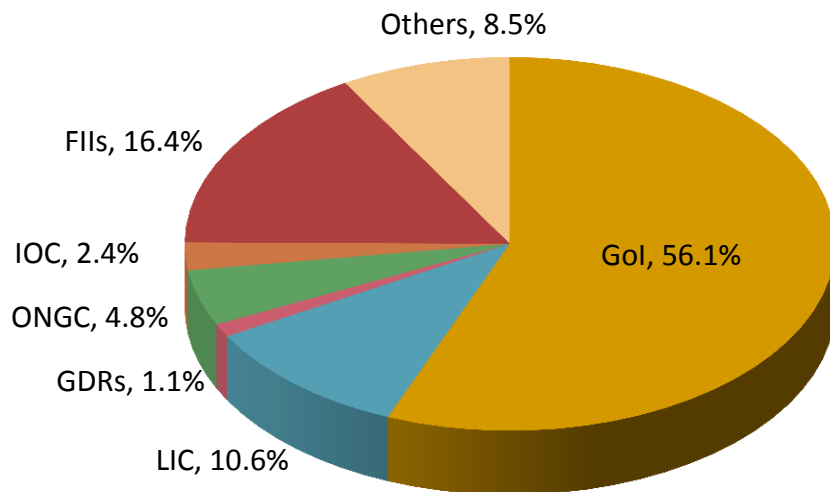
1. Introduction

An Introduction



India's No. 1 Natural Gas & youngest Maharatna Company with visibility across entire gas value chain

Shareholding Structure



Top Shareholders other than GoI % Shareholding

LIC	10.6 %
ONGC	4.8%
IOCL	2.4 %
LIC P&GS Fund	2.2 %
Matthews Pacific Tiger Fund	1.8 %

Listed on BSE : 15th May 1997/
Listed on NSE : 2nd April 1997
GDRs listed on LSE in 1999

Share Price (52 Wk. High/Low):
₹ 502.00 / ₹ 260 .25
Market Cap: ₹ 39,183 Cr.

Number of Shares: 126.848 million

FY15 Dividend/share: ₹ 6.00 per share



GAIL (India) Ltd.

India's **Youngest** Maharatna

2. Performance Highlights

Major Highlights of H1 FY16

Sales Turnover - ₹26,607 Cr

Profit After Tax - ₹865 Cr

Average Liquid Hydrocarbon price realization for H1 FY16 over ₹31,400/MT

Average Polymer price realization for H1 FY16 over ₹94,000/MT

E&P Revenue from Myanmar (Net of Prod., Royalty & Govt. Share) ₹254 Cr

Dividend Received ₹ 163 Cr (Maiden Dividend received from SEAGP - ₹ 17 Cr)

Transmission charges include Ship or Pay Billing of ₹ 219 Cr

Increase in Gas Sales from Power Pooling Scheme - ₹ 1509 Cr

Increase in Depreciation (₹ 139 Cr) & Finance Cost (₹ 161 Cr) in Petrochemicals

Loan Repayments - ₹547 Cr (Domestic – ₹ 485 Cr & Foreign – ₹ 62 Cr)

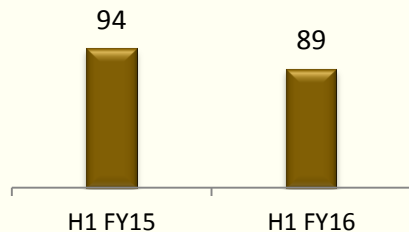
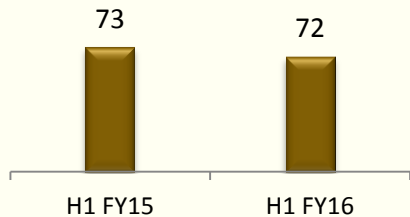
Physical Performance

Natural Gas

Trading

Transmission

MMSCMD

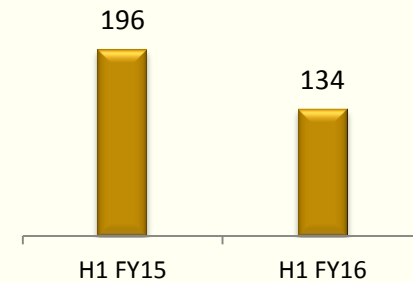
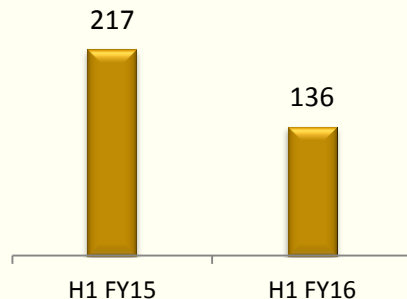


Petrochemicals

Production

Sales

TMT

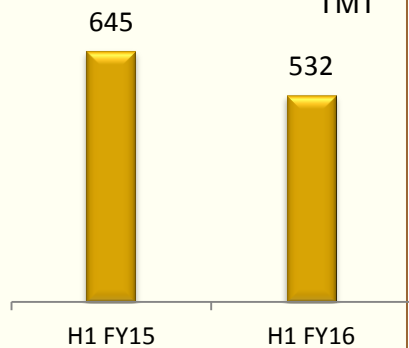
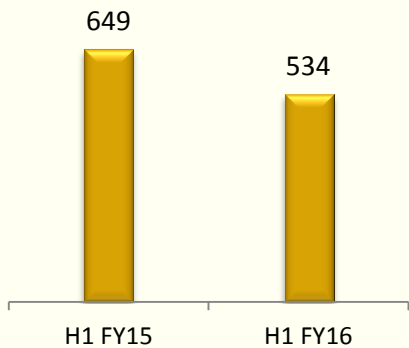


Liquid Hydrocarbon

Production

Sales

TMT

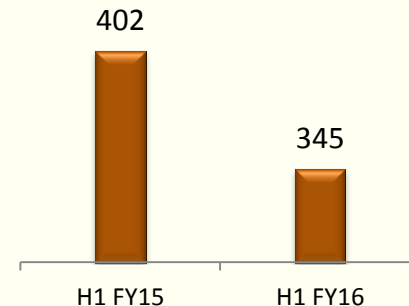
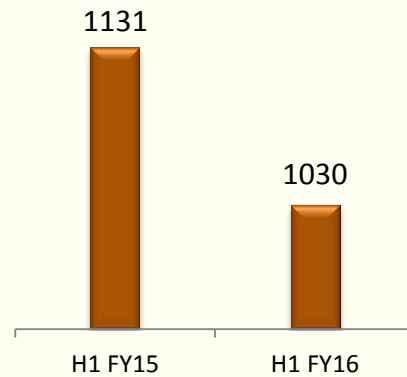


LPG Transmission

JLPL

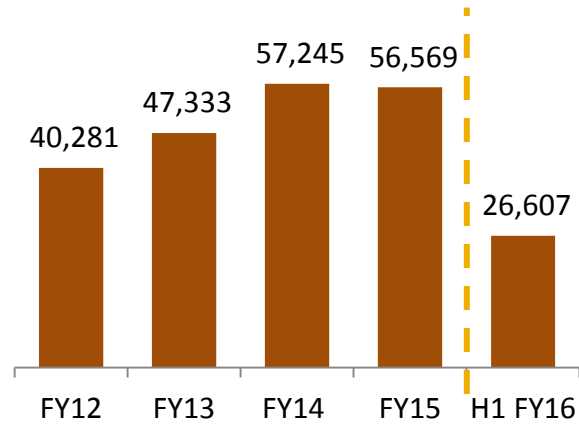
VSPL

TMT

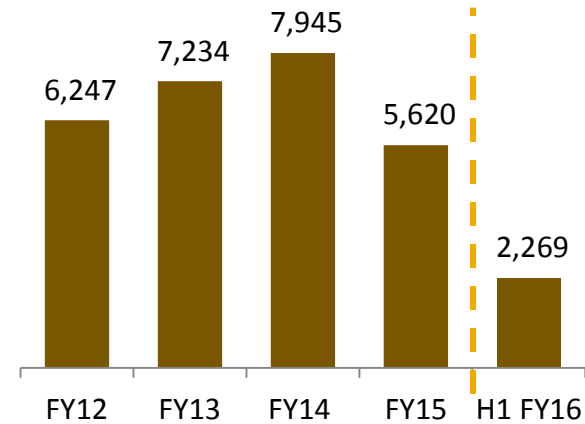


Financial Performance (Standalone)

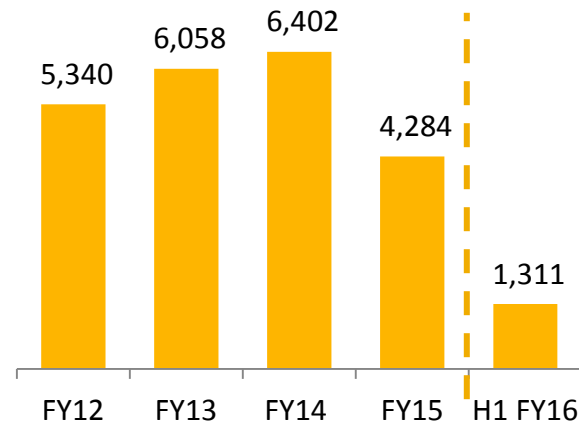
Sales (net of ED, in ₹ Cr.)



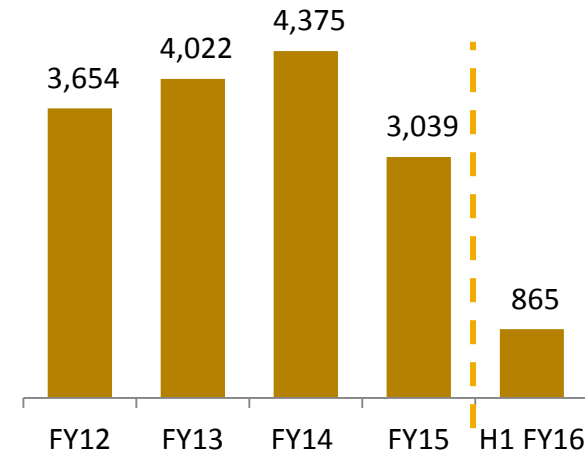
Gross Margin* (PBDIT, in ₹ Cr.)



PBT* (in ₹ Cr.)




PAT (in ₹ Cr.)



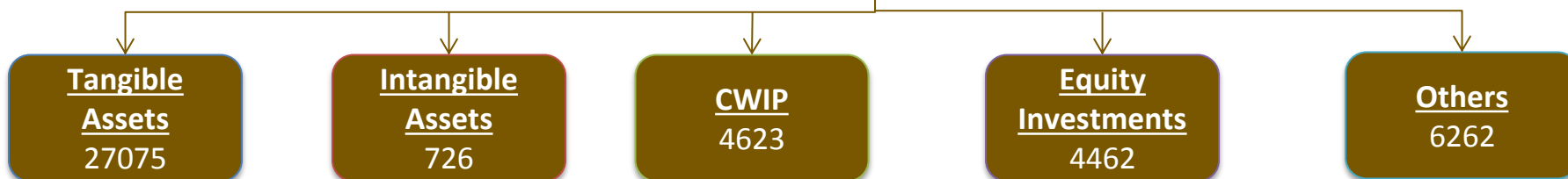
* Incl. exceptional items

Balance Sheet – 30.09.2015

(₹ in Cr.)



Capital Employed
43,148



NG Pipelines incl. Comp.	25203
Petrochemicals	10768
LPG Pipeline	1775
LHC Plants	1705
E&P assets	1171
Wind Power	795
Others	613
Gross Block	42031
Less Acc Dep	14229
Net block	27801

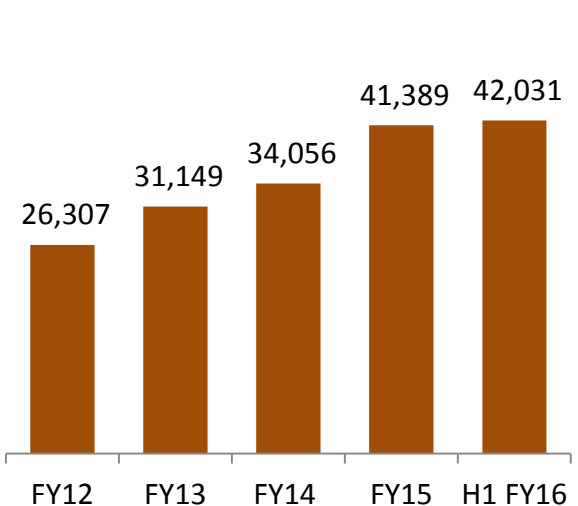
Linepipes & related facilities	2603
Petrochemicals	1385
Exploratory & Development Well in Progress	465
Others	170
CWIP	4623

Working capital	2661
Non Current assets less Non Current Liab.	3602
Others	6262

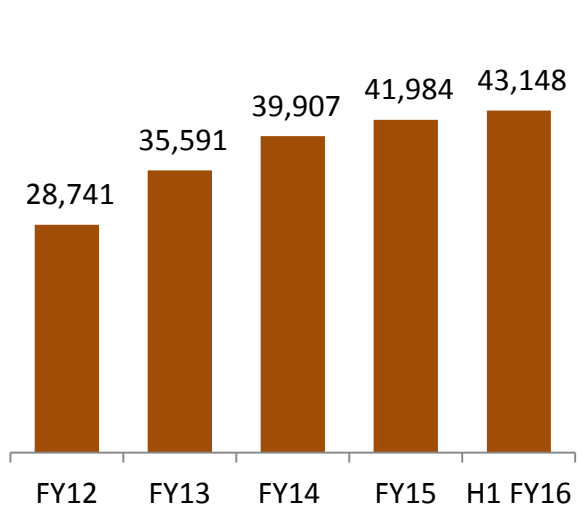
* Includes Short Term Borrowings of Rs 393 Cr

Financial Profile

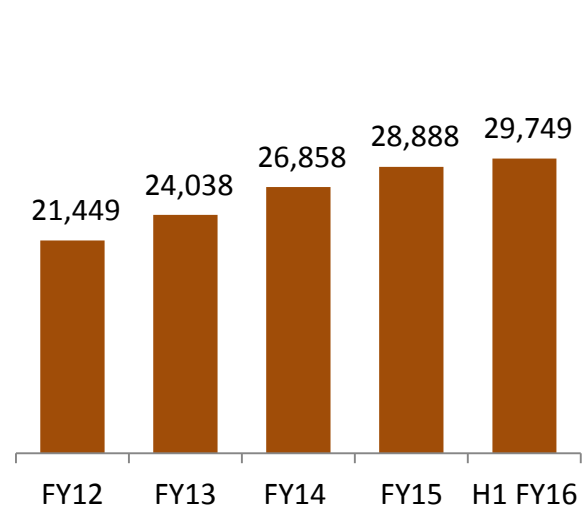
Gross Block (in ₹ Cr.)



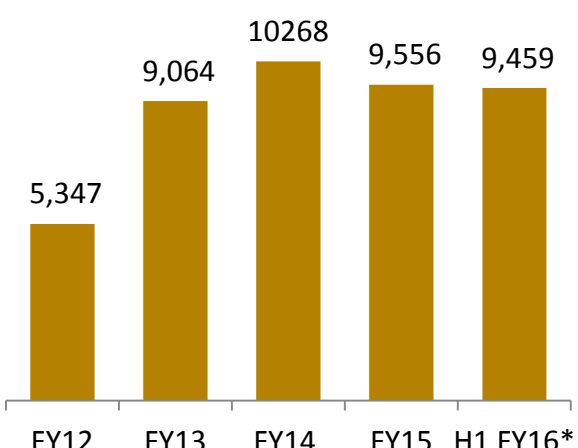
Capital Employed (in ₹ Cr.)



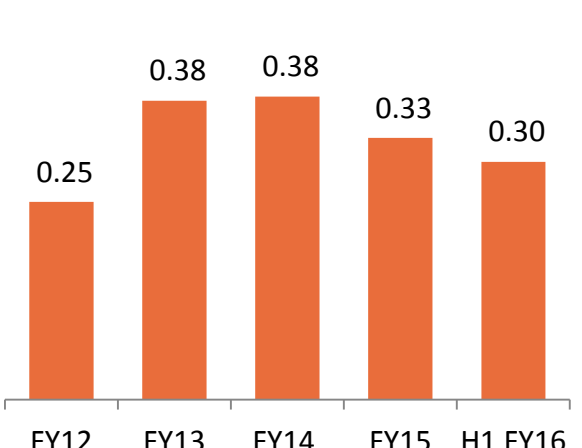
Net Worth (in ₹ Cr.)



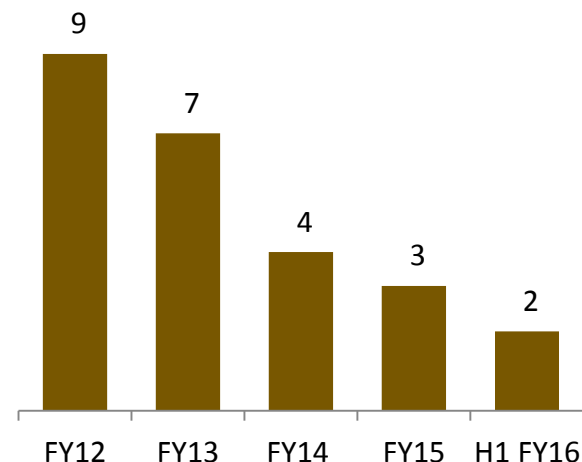
Loans (in ₹ Cr.)



Debt to Equity Ratio



Debt Service Coverage Ratio (DSCR)



* Incl. Short Term Borrowings of ₹ 393 Cr.



GAIL (India) Ltd.

India's **Youngest** Maharatna

Thank You

